



## **GAME RULES FOR 2D CHALLENGES (INSIDE AND BOTTOM SIDE)**

Select a challenge and the corresponding game board accordingly.

- 1** Place the puzzle pieces on the game board as indicated in your selected challenge.
- 2** Fill the empty spaces with all the remaining puzzle pieces.
- 3** There is only 1 solution, which can be found at the end of the challenge booklet.

## **GAME RULES FOR 3D CHALLENGES**

On the inside game board there is a triangle made up out of 3D surfaces. This is your game board for the 3D pyramid challenges.

- 1** Select a challenge. Each challenge shows the position of some puzzle pieces in the 6 layers of the pyramid. A puzzle piece can be placed horizontally (with all its shapes in the same pyramid level), or at an angle (with its shapes spread over multiple layers). Place the puzzle pieces as shown in the challenge. White shapes indicate spots in the pyramid that are still empty.

- 2 Fill the empty spaces with the remaining puzzle pieces to create a pyramid with 6 layers.
- 3 There is only 1 solution, which can be found at the end of the booklet.

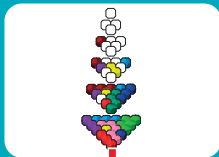
### 2D CHALLENGE (INSIDE)



### 2D CHALLENGE (BOTTOM)




### 3D CHALLENGE



1



2




3



4



5



6



STARTER



7



8



9



10



11



12



JUNIOR



13



14



15



16



17



18



EXPERT



19



20



21



22



23




24




MASTER



25



26



27



28



29



30



MASTER






31



32



33




34



35



36



37



38



39



40



41



42



43



44



45



46



47



48



49



50



51



52



53



54



55



56



57



58



59



60



61



62



63



64



65



66



67



68



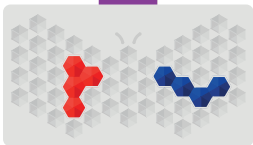
69



70



71



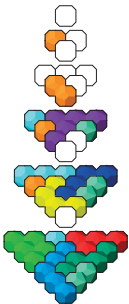
72



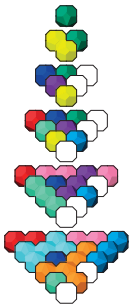
73




74




75




76



77



78







79



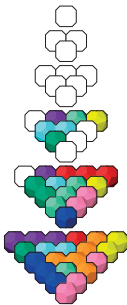
80



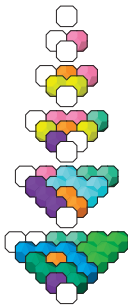
81



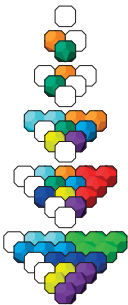
82



83



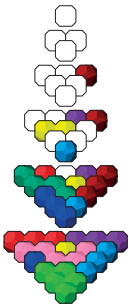
84




85



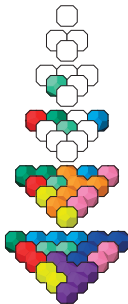
86



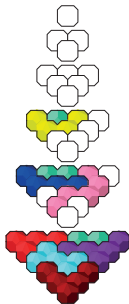
87



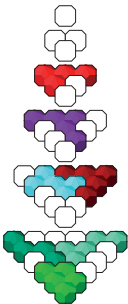
88



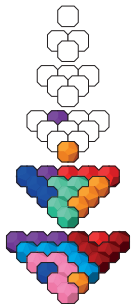
89



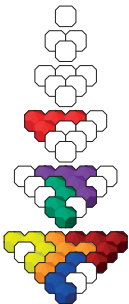
90



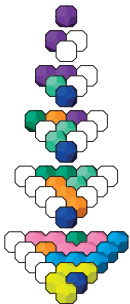
91



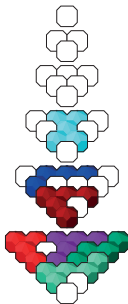
92



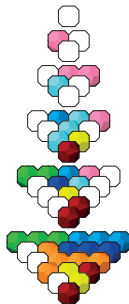
93



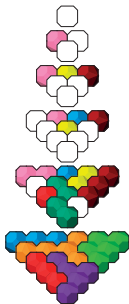
94



95

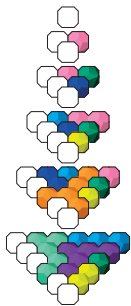


96

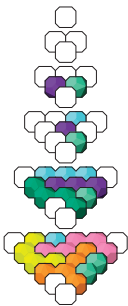




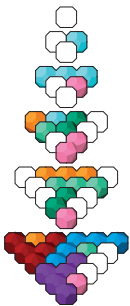
97



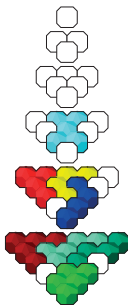
98



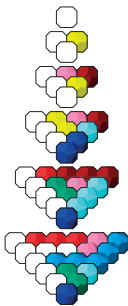
99




100



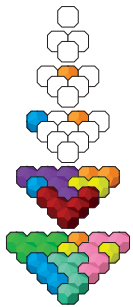
101



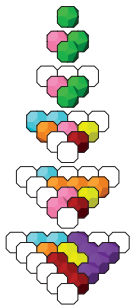
102




103




104



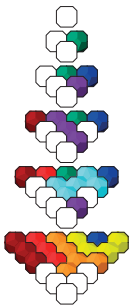
105




106



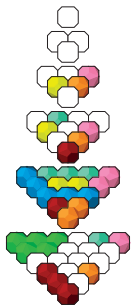
107



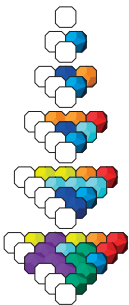
108



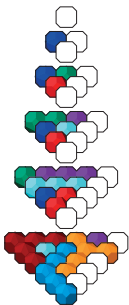
109



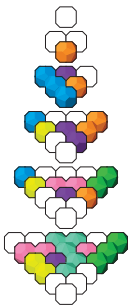
110



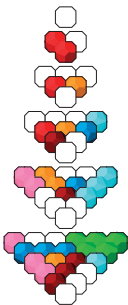
111



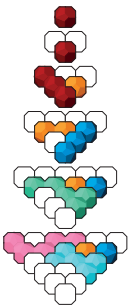
112



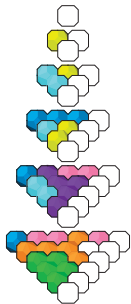
113




114




115



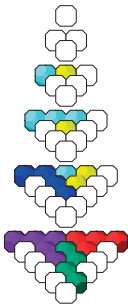
116




117



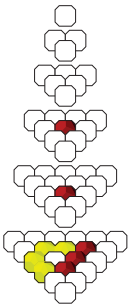
118



119



120



1




2




3



4



5



6





7



8



9



10



11



12



© 2021 SMART - Belgium


13



14



15



16



17



18



© 2021 SMART - Belgium

19



20




21



22




23



24



25



26



27




28



29




30



© 2021 SMART - Belgium

31



32



33




34



35



36



© 2021 SMART - Belgium

37



38



39



40



41



42



© 2021 SMART - Belgium

43



44



45



46



47



48



© 2021 SMART - Belgium

SOLUTIONS

49



50



51



52



53



54



© 2021 SMART - Belgium



55



56



57



58



59



60



61



62



63



64



65



66



© 2021 SMART - Belgium

67



68



69



70



71




72

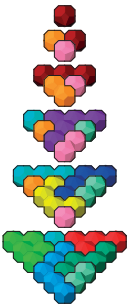


© 2021 SMART - Belgium

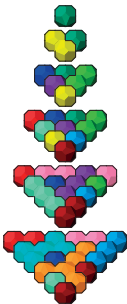
73




74



75



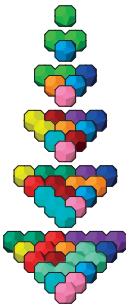
76



77



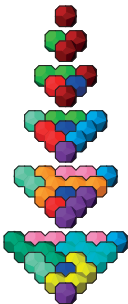
78




79



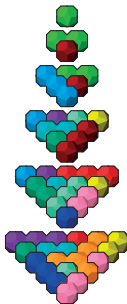
80




81



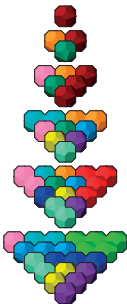
82



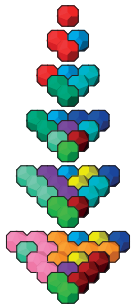
83



84




85




86



87




88




89




90




91




92



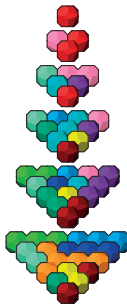
93




94



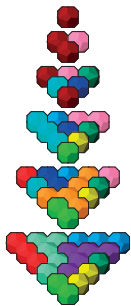
95




96



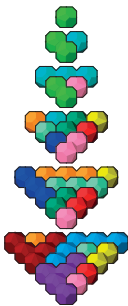
97



98



99



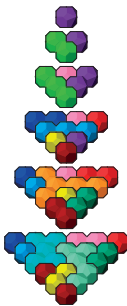
100



101




102






103




104




105




106




107




108



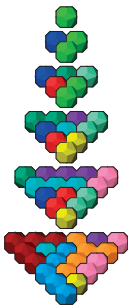
109



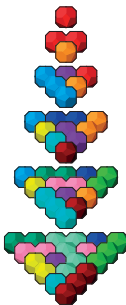
110




111



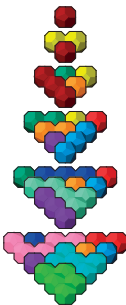
112



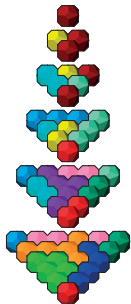
113



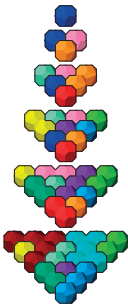
114



115




116



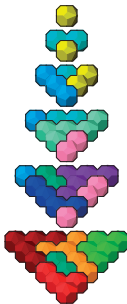
117




118



119



120



© 2021 SMART - Belgium



© 2013 - 2021 IQ Snow - Concept, game

design & artwork: SMART - Belgium.

All rights reserved. Designer: Rein Lambrechts

Challenges: Alain Broecker

Original product name: IQ Six Pro

Neerveld 14, B-2550 Kontich, Belgium

Fax +32 15 45 10 60 - info@smart.be

[www.SmartGames.eu](http://www.SmartGames.eu)



dd: 20211108B

Made in China